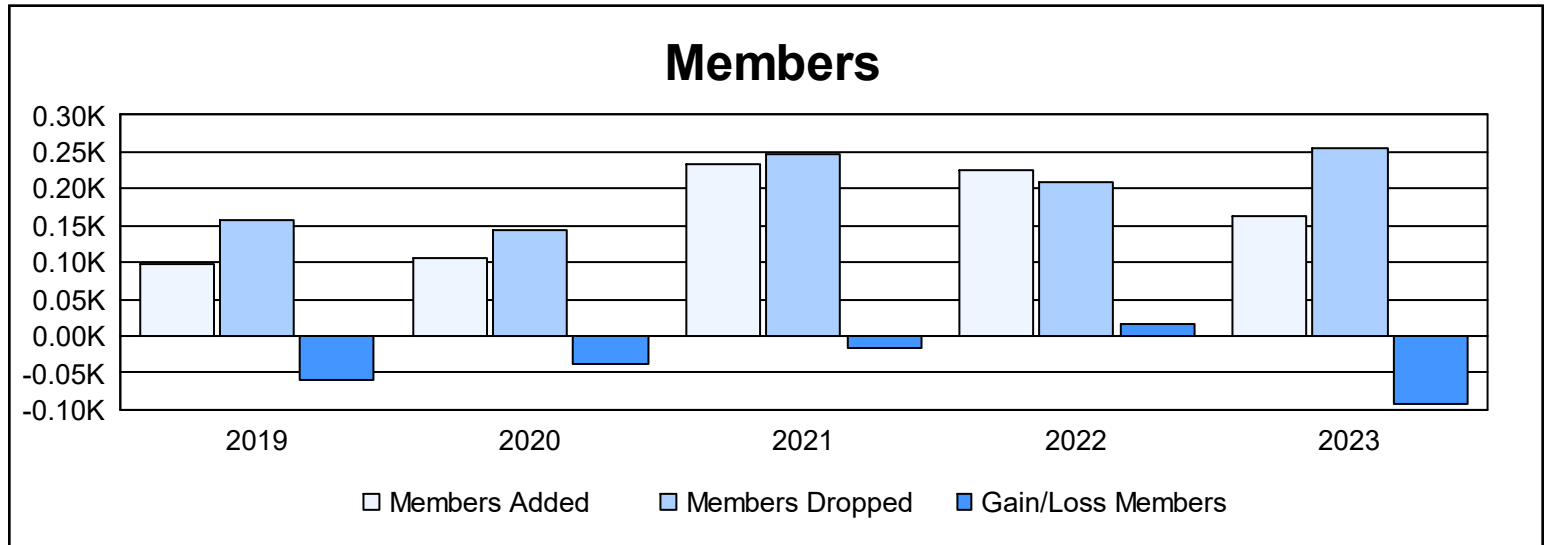
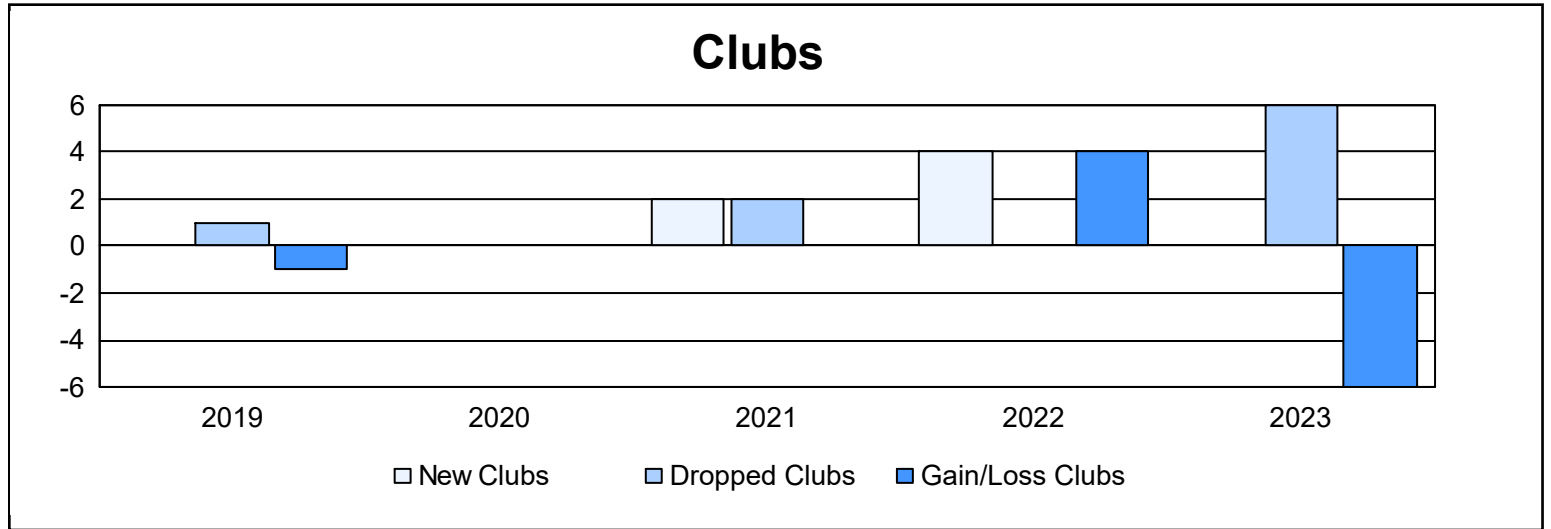
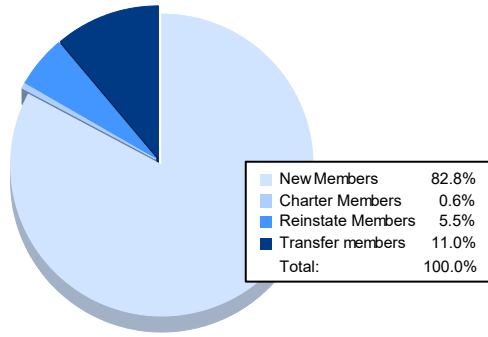


Year	New Clubs	Dropped Clubs	Gain/ Loss Clubs	New Members	Charter Members	Reinstate Members	Transfer Members	Total Member Added	Total Members Dropped	Gain/ Loss Members
2018-2019	0	1	-1	77	5	4	11	97	158	-61
2019-2020	0	0	0	97	0	3	5	105	144	-39
2020-2021	2	2	0	165	59	5	4	233	248	-15
2021-2022	4	0	4	126	89	3	7	225	210	15
2022-2023	0	6	-6	135	1	9	18	163	255	-92
<b>Average</b>	<b>1</b>	<b>2</b>	<b>-1</b>	<b>120</b>	<b>31</b>	<b>5</b>	<b>9</b>	<b>165</b>	<b>203</b>	<b>-38</b>



### Membership Composition June 2023 Cumulative



### Gender Composition June 2023 Cumulative

